



### District Report Card: 2017


<b>State:</b> Punjab	<b>District:</b> Pathankot
<b>Class:</b> 3	<b>Subject:</b> Language
<b>Schools:</b> 61	<b>Students:</b> 621


### Participation/Coverage


#### Students

GENDER 	Boys		Girls	
	Number	%	Number	%
	319	51.37	302	48.63

AREA 	Rural		Urban	
	Number	%	Number	%
	493	79.39	128	20.61

CATEGORY 	SC		ST		OBC		GEN	
	Number	%	Number	%	Number	%	Number	%
	417	67.15	2	0.32	124	19.97	78	12.56

CWSN 	LD	VI	HI	S&LD	ID	Oth
	3	2	2	0	8	0

Management 	Government		Government-aided	
	Number	%	Number	%
	603	97.10	18	2.90

### Average Performance of Students in Language (%)

Overall	Gender		Area		Management		Social Group			
	Male	Female	Rural	Urban	Govt.	Aided	SC	ST	OBC	GEN
60.72	59.85	61.63	57.62	72.66	60.70	61.48	61.18	40.00	61.72	57.18

## Performance on Learning Outcomes (LOs)

Learning Outcomes	Description	Average Performance(%)
L304	Reads small texts with comprehension i.e., identifies main ideas, details, sequence and draws conclusions	61.66
L312	Reads printed scripts on the classroom walls: poems, posters, charts etc.	58.84

Range of Performance of Students who Answered Correctly							
Below 30%		30% - 50%		50% - 75%		Above 75%	
Number	%	Number	%	Number	%	Number	%
96	15.46	95	15.30	203	32.69	227	36.55

## Lowest Performing Learning Outcomes (LOs)

1 - Reads printed scripts on the classroom walls: poems, posters, charts etc. (58.84)

2 - Reads small texts with comprehension i.e., identifies main ideas, details, sequence and draws conclusions (61.66)